



# BOARD OF INTERMEDIATE & SECONDARY EDUCATION SARGODHA

## SUPERVISORY STAFF ATTENDANCE

- Start by entering **Centre Code** as username and given password to login.



LOGOUT

Press Login to get into the Portal

Login

4334

.....

Login

# Running Out of Staff? Enter more!

The screenshot shows a web browser window with the address bar displaying `localhost:1260/SupervisoryStaffAttendance/StaffEntryForm.aspx`. The page has a dark blue header with a logo on the left and a **LOGOUT** button on the right. A left sidebar contains three menu items: **Staff Duty Form** (highlighted with a red underline), **Attendance Sheet**, and **Enter Room Detail**. The main content area is titled **Duty Form** and contains the instruction "Please enter the required details." Below this is a label "Enter ID Card #" and a text input field containing the number "3840311111112". A green oval highlights the input field, and a green arrow points from the text "Enter new staff member's CNIC # here" to the oval. A red **Get Data** button is located below the input field.

ApplyForDuty

localhost:1260/SupervisoryStaffAttendance/StaffEntryForm.aspx

LOGOUT

Staff Duty Form

Attendance Sheet

Enter Room Detail

Duty Form

Please enter the required details.

Enter ID Card #


3840311111112

Get Data

Enter new staff member's CNIC # here

- “Get Data” Button will make you land at this Page

## Personal History Form

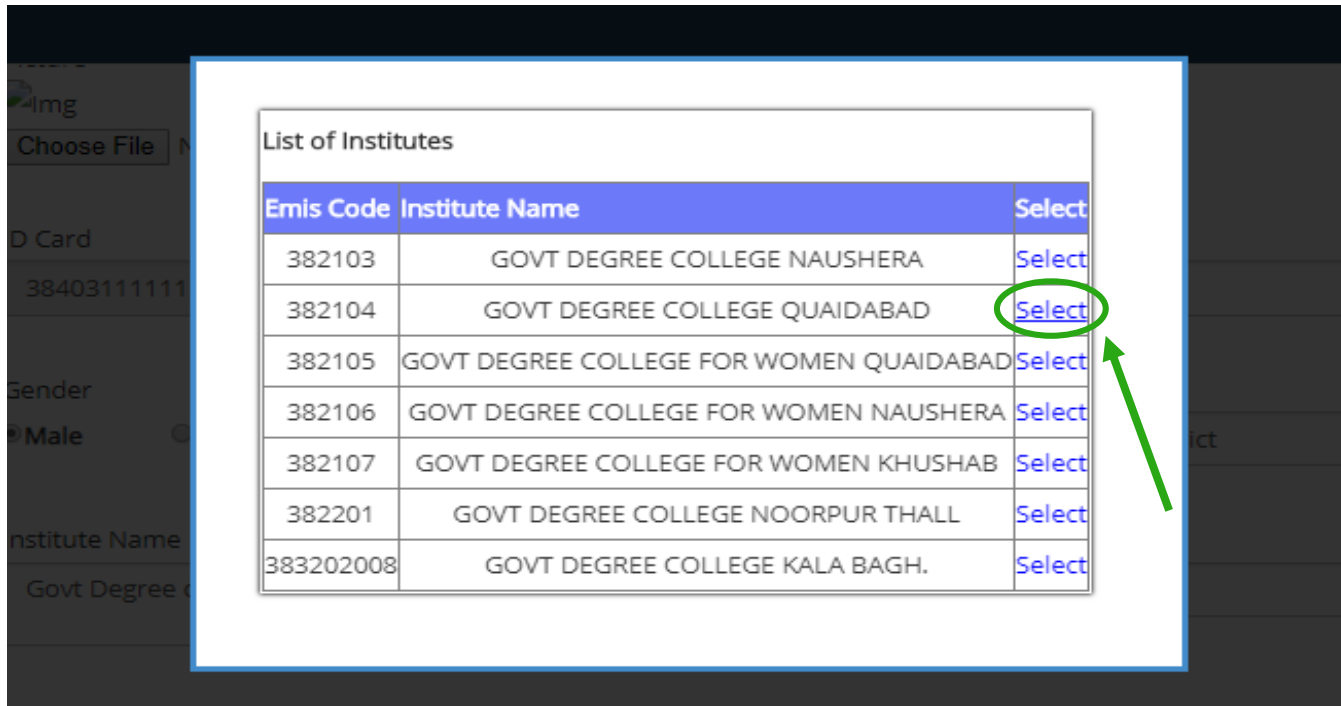
Picture  <input type="button" value="Choose File"/> No file chosen			
ID Card <input type="text" value="3840311111112"/>	Candidate Name <input type="text"/>	Father Name <input type="text"/>	
Gender <input checked="" type="radio"/> Male <input type="radio"/> Female	Contact # <input type="text"/>	District <input type="text" value="Select District"/>	Tehsil <input type="text" value="Select Tehsil"/>
Institute Name <input type="text"/>		Emis Code <input type="text"/>	Service <input type="text"/>
Duty Type <input type="text" value="Select"/>	Designation <input type="text" value="Select Designation"/>	Date of Appointment <input type="text" value="YYYY-MM-DD"/>	Remarks <input type="text"/>
Filer ? <input checked="" type="radio"/> Filer <input type="radio"/> Not Filer	Bank <input type="text" value="Select Bank"/>	Account # <input type="text"/>	
<b>Qualification</b>			
BA/BSC/FA/FSC <input type="text" value="NO COMBINATION"/>		MA/MSC <input type="text" value="NO COMBINATION"/>	

Save & Apply

- For **EMIS Code**, Type the institute Name in Institute name Textbox and click/tap outside the box.

3840311111112			
Gender <input checked="" type="radio"/> Male <input type="radio"/> Female	Contact # <input type="text"/>	District Select District ▼	Tehsil Sele
Institute Name Govt Degree College		Emis Code <input type="text"/>	Service <input type="text"/>
Duty Type Select ▼	Designation Select Designiation ▼	Date of Appointment YYYY-MM-DD	Remar <input type="text"/>

- Such Pop-Up would appear with the list of Institute matching with the name typed.
- Click/tap **“Select”** link for your Institute Name



List of Institutes

Emis Code	Institute Name	Select
382103	GOVT DEGREE COLLEGE NAUSHERA	Select
382104	GOVT DEGREE COLLEGE QAIDABAD	Select
382105	GOVT DEGREE COLLEGE FOR WOMEN QAIDABAD	Select
382106	GOVT DEGREE COLLEGE FOR WOMEN NAUSHERA	Select
382107	GOVT DEGREE COLLEGE FOR WOMEN KHUSHAB	Select
382201	GOVT DEGREE COLLEGE NOORPUR THALL	Select
383202008	GOVT DEGREE COLLEGE KALA BAGH.	Select

- Institute Name and EMIS Code will be automatically set in the textboxes.

Institute Name

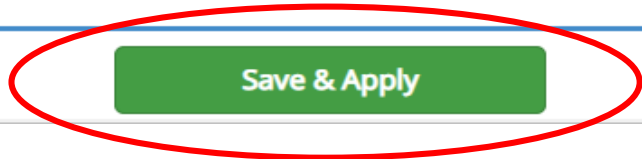
GOVT DEGREE COLLEGE QUAIDABAD

Emis Code

382104

- Fill in the rest of information and click/tap **“Save & Apply”** Button.

<b>Institute Name</b> GOVT DEGREE COLLEGE QUADABAD	<b>Emis Code</b> 382104	<b>Service</b> 25	
<b>Duty Type</b> DEPUTY SUPERINTE ▼	<b>Designation</b> LECTURER ▼	<b>Date of Appointment</b> 2018-04-07	<b>Remarks</b> S.S.C
<b>Filer ?</b> <input type="radio"/> Filer <input checked="" type="radio"/> Not Filer	<b>Bank</b> UBL Cant Branch Ra ▼	<b>Account #</b> 3456789	
<b>Qualification</b>			
<b>BA/BSC/FA/FSC</b> CHM-BIO ▼	<b>MA/MSC</b> CHM-BIO ▼		





# Enter Room Details Pop-Up Window



LOGOUT

SF4 Duty Form

Enter Room Detail

Attendance Sheet

Center Cut List Report

SF8 & SF11

## Enter Room Details

Enter Room Detail

Date

28/02/2019 0:00:00

Shift

Morning

Morning

Evening

Room	Duty Shift	No. of Candidates	No. of Answer Sheets
HALL	Morning	50	50
ROOM NO 1	Morning	32	32

# Enter Room Details Pop-Up Window

Attendance Sheet

Center Cut List Report

SF8 & SF11

Room

HALL

Logout

### Room Detail

Label

#### Specify Details

Room Type

ROOM NO 1

No Of Candidates

32

No. Of Ans Sheets Used

32

Submit

# Enter Room Details Pop-Up Window

The image shows a software interface with a dark sidebar on the left and right. The sidebar on the left has the text 'ALL' and the sidebar on the right has a dropdown arrow and the text 'Sheets'. A central white pop-up window titled 'Room Detail' is open. It has a close button 'X' in the top right corner. Below the title bar is a grey bar with the text 'Label'. Underneath is a blue header bar with the text 'Specify Details'. The main content area is titled 'Room Type' and contains a dropdown menu. The dropdown menu is open, showing a list of options: 'ROOM NO 1', 'HALL', 'CORRIDOR', 'ROOM NO 1', 'ROOM NO 2', 'ROOM NO 3', 'ROOM NO 4', 'ROOM NO 5', 'ROOM NO 6', 'ROOM NO 7', 'ROOM NO 8', 'ROOM NO 9', and 'ROOM NO 10'. The 'HALL' option is highlighted with a blue background.

Room Detail

Label

Specify Details

Room Type

ROOM NO 1

HALL

CORRIDOR

ROOM NO 1

ROOM NO 2

ROOM NO 3

ROOM NO 4

ROOM NO 5

ROOM NO 6

ROOM NO 7

ROOM NO 8

ROOM NO 9

ROOM NO 10

ALL

Sheets

# Enter Room Details Pop-Up Window

The screenshot displays a web application interface with a dark sidebar on the left containing menu items: 'Attendance Sheet', 'Center Cut List Report', and 'SF8 & SF11'. The main content area shows a table with columns 'Room' and 'HALL'. A 'Room Detail' pop-up window is centered on the screen, featuring a blue header 'Specify Details' and a close button 'X' in the top right corner. The form includes three input fields: a dropdown menu for 'Room Type' with 'ROOM NO 1' selected, a text input for 'No Of Candidates' containing '32', and another text input for 'No. Of Ans Sheets Used' containing '32'. A red 'Submit' button is located at the bottom of the form and is circled in green. The background is dimmed, showing a 'LOGOUT' button in the top right and a table with 'Sheets' and the value '50'.

# Staff Attendance Detail along with their Shift Time



LOGOUT

Enter Room Detail

Attendance Sheet

Center Cut List Report

SF8 & SF11

Date

28/02/2019 0:00:00

Shift

Morning

Morning

Evening

Change shift to see shift wise list

	PH Code	STAFF NAME	ROOM	DUTY PERFORMED
<input type="checkbox"/>	3472	RAFI ULLAH	Select Room ▼	SUPDt ▼
<input type="checkbox"/>	3117	TASADDAQ HUSSAIN	Select Room ▼	SUPDt ▼
<input type="checkbox"/>	2126	ARSHAD ALI	Select Room ▼	SUPDt ▼
<input type="checkbox"/>	2757	QAMAR ABBAS	Select Room ▼	SUPDt ▼
<input type="checkbox"/>	3995	RIAZ HUSSAIN	Select Room ▼	SUPDt ▼
<input type="checkbox"/>	4263	RIFFAT HAYAT SIYAL	Select Room ▼	SUPDt ▼
<input type="checkbox"/>	11452	MI IHAMMAD AKHTER	Select Room ▼	SUPDt ▼

# Staff Attendance submission

Select Room ▼

Select Room

HALL

ROOM NO 1

Select Room ▼

INVIGILATOR ▼

SUPDt

DY SUPDT

INVIGILATOR

INVIGILATOR ▼

# Staff Attendance submission

Staff Attendance Detail

Only 2 Invigilator(s) Allowed in HALL

Ok

28/02/2019 0:00:00

Morning

PH Code	STAFF NAME	ROOM	DUTY PERFORMED
✓ 3472	RAFI ULLAH	HALL	SUPDt
✓ 3117	TASADDAQ HUSSAIN	HALL	DY SUPDT
✓ 2126	ARSHAD ALI	ROOM NO 1	INVIGILATOR
✓ 2757	QAMAR ABBAS	HALL	INVIGILATOR
⊖ 3995	RIAZ HUSSAIN	Select Room	INVIGILATOR

# Staff Attendance submission

<input type="checkbox"/>	4263	RIFFAT HAYAT SIYAL	Select Room ▼	INVIGILATOR ▼
<input type="checkbox"/>	11452	MUHAMMAD AKHTER	Select Room ▼	INVIGILATOR ▼
<input type="checkbox"/>	12842	ASGHAR HAYAT	Select Room ▼	INVIGILATOR ▼
<input type="checkbox"/>	14503	ZAHOOR HUSSAIN	Select Room ▼	INVIGILATOR ▼
<input type="checkbox"/>	16486	MUHAMMAD SHER	Select Room ▼	INVIGILATOR ▼
<input checked="" type="checkbox"/>	18578	AMIR ALI RAZA	HALL ▼	INVIGILATOR ▼
<input type="checkbox"/>	18752	MUHAMMAD USMAN ALI	Select Room ▼	INVIGILATOR ▼
<input type="checkbox"/>	18775	SAJJAD HUSSAIN	Select Room ▼	INVIGILATOR ▼
<input type="checkbox"/>	20968	MUHAMMAD ZAHOOR	Select Room ▼	INVIGILATOR ▼
<input type="checkbox"/>	23683	MUHAMMAD AZHAR HUSSAIN	Select Room ▼	INVIGILATOR ▼
<input type="checkbox"/>	24041	MUHAMMAD NASIR MEHMOD	Select Room ▼	INVIGILATOR ▼
<input type="checkbox"/>	32698	UMAR DARAZ	Select Room ▼	INVIGILATOR ▼
<input type="checkbox"/>	33519	RANA ADIL MUSTAFA	Select Room ▼	INVIGILATOR ▼

**Attendance will only  
be saved when submit  
button is pressed after  
room selection!**

Submit



# Centre Cut list Report



LOGOUT

SF4 Duty Form

Enter Room Detail

Attendance Sheet

Center Cut List Report

SF8 & SF11

## Center Cut List

Select Shift: \*

First  Second

Select Part: \*

9th (2016-18)  10th (2015-17)

Download



Center\_CutList\_40...pdf

Show all



# Centre Cut list PDF

## BISE Sargodha SSC (Annual) 2019

28-02-2019

Center: (4044) Govt. H/S Radhan (Boys)

Zone : (419) Radhan Abdul Jabbar 03420461491

Group First

S#	R.No	Name / Father Name	Scheme	Subjects	
1	643222	ANEES UR REHMAN AHMAD KHAN	2017-19	PHY,CHM,EGL,URU,MAT,PKS,ISM,BIO	
2	643226	ZAIN ULLAH HAFEEZ ULLAH	2017-19	PHY,CHM,EGL,URU,MAT,PKS,ISM,BIO	
3	643329	ALI ABBAS FAZAL ABBAS	2017-19	PHY,CHM,EGL,URU,MAT,PKS,ISM,BIO	
4	643330	MUZAMMIL ABBAS IMTIAZ HUSSAIN	2017-19	PHY,CHM,EGL,URU,MAT,PKS,ISM,BIO	
5	643331	MUTI ULLAH MUHAMMAD ASHRAF	2017-19	PHY,CHM,EGL,URU,MAT,PKS,ISM,BIO	
6	643332	MUHAMMAD UMAR FAROOQ MUHAMMAD FAROOQ	2017-19	PHY,CHM,EGL,URU,MAT,PKS,ISM,CSC	
7	643333	MUHAMMAD ABRAR MUHAMMAD AMEER	2017-19	PHY,CHM,EGL,URU,MAT,PKS,ISM,CSC	
8	643334	MUHAMMAD USMAN HAFIZ MUHAMMAD MUMTAZ	2017-19	PHY,CHM,EGL,URU,MAT,PKS,ISM,BIO	
9	643335	ZEEESHAN IJAZ MUHAMMAD IJAZ	2017-19	PHY,CHM,EGL,URU,MAT,PKS,ISM,CSC	
10	643336	EHSAN UMER GHULAM MUHAMMAD	2017-19	PHY,CHM,EGL,URU,MAT,PKS,ISM,BIO	
11	643337	SHOAIB ABBAS GHULAM ABBAS	2017-19	PHY,CHM,EGL,URU,MAT,PKS,ISM,BIO	
12	643338	ZAKA ULLAH	2017-19		



# SF8 & SF11 Report



LOGOUT

- SF4 Duty Form
- Enter Room Detail
- Attendance Sheet
- Center Cut List Report
- SF8 & SF11**

## Center Statement SF8

Select Report Type: \*

SF8  SF11  CENTER PAPER WISE REPORT

From Date \* (YYYY-MM-DD e.g. 1990-06-24)

2019-03-04

To Date \* (YYYY-MM-DD e.g. 1990-06-24)

2019-03-06

Select Part: \*

9th (2016-18)  10th (2015-17)

Download

SF8\_Part\_2\_Center....pdf

Show all



# SF8 Report

SF - 8                      B. I. S. E.                      S A R G O D H A

**ABSENT must be marked with RED INK in Sign Column.**

Identification sheet for SSC Part I & II Annual Examination 2019

(4044) GOVT. H/S RADHAN (BOYS)

Page No.1

( Serial NO of Subjective Sheets ) \_\_\_\_\_ to \_\_\_\_\_ According to SF-3

S#	Roll No.	Name	Sheet No(s)	Sign	Objective Paper Code	Seat No
ENGLISH PART II ( 08:30 AM ) Date: (04-03-2019)						
1	652288	ADNAN ASLAM	2017-19		7 0 1	1
2	652243	MUHAMMAD IRFAN	2017-19		7 0 1	2
3	652292	MUHAMMAD USMAN	2017-19		7 0 1	3
4	652240	MUHAMMAD AHMAD	2017-19		7 0 1	4
5	652284	MUZAMMIL ISLAM	2017-19		7 0 1	5
6	652249	SANAULLAH	2017-19		7 0 1	6
7	652286	MUHAMMAD SAMAR IQBAL	2017-19		7 0 1	7
8	652246	MUHAMMAD BILAL	2017-19		7 0 1	8
9	652291	MUHAMMAD TAYAB SATTAR	2017-19		7 0 1	9
10	652250	SIBGHATULLAH	2017-19		7 0 1	10
11	652285	MUHAMMAD ADNAN KHALID	2017-19		7 0 1	11
12	652270	MUHAMMAD SALMAN	2017-19		7 0 1	12
13	652287	MUHAMMAD QASIM	2017-19		7 0 1	13
14	652272	MUHAMMAD NAEEM	2017-19		7 0 1	14
15	652294	MUHAMMAD HAMZA	2017-19		7 0 1	15
16	652241	QAMAR HUSSAIN	2017-19		7 0 1	16



# SF11 Report



SF - 11 BOARD OF INTERMEDIATE AND SECONDARY EDUCATION,  
SARGODHA

**A: Copy for C.S.O ( Inside Answer Book Bundle)**

SSC Part I & II Annual Examination, 2019 Page No.1

**(4044) GOVT. H/S RADHAN (BOYS)**

Write down the MISSING roll numbers TO BE APPEARED In the list give blow

**5001(EGL)ENGLISH PART II (08:30 AM) LK#(1009-1010)**

**04-03-2019**

652288, 652243, 652292, 652240, 652284, 652249, 652286, 652246, 652291,  
652250, 652285, 652270, 652287, 652272, 652294, 652241, 652302, 652244,  
652303, 652245, 652293, 652251, 652297, 652273, 652300, 652276, 652299,  
652277, 652306, 652242, 652289, 652280, 652290, 652262, 652305, 643366,  
652316, 652248, 652309, 643369, 652315, 652253, 652311, 643371, 652321,  
652256, 652322, 643375, 652324, 652259, 652314, 643377, 652330, 652257,  
652313, 643370, 652327, 652254, 652334, 643367, 652325, 652284, 652336,  
643368, 652329, 652268, 652332, 643373, 652318, 652263, 652331, 643374,  
652352, 652266, 652328, 643382, 652326, 652265, 652350, 643381, 652333,  
652269, 652335, 643380, 652339, 652261, 652340, 643329, 652356, 643388,  
652357, 679755, 652358, 643332, 652342, 643384, 652343, 679753, 652344,  
643333, 652348, 643376, 652353, 679756, 652346, 643334, 652362, 643383,  
652364, 679763, 652355, 643330, 652359, 643386, 652374, 679766, 652341,  
643335, 652337, 643387, 652338, 652255, 679772, 643331, 652351, 643389,  
652369, 652271, 652365, 643337, 652366, 643391, 652371, 652274, 652373,  
643340, 652380, 643390, 652295, 679750, 652298, 643338, 652304, 643392,  
652307, 652282, 652323, 643336, 652310, 643395, 652317, 668376, 652345,  
652283, 652347, 643339, 652361, 643226, 652367, 643385, 652375, 679759,  
652376, 668377, 652377, 643341, 652349, 643222, 643393, 652378

Total to be appered :170!

Write down the ABSENT roll numbers


Signature /Name/Seal(PAD INK) of Superintendent

SF - 11 BOARD OF INTERMEDIATE AND SECONDARY EDUCATION,  
SARGODHA

**B: Copy for Matric Br. ( Send in Separate Envelope)**

SSC Part I & II Annual Examination, 2019 Page No.1

**(4044) GOVT. H/S RADHAN (BOYS)**

Write down the MISSING roll numbers TO BE APPEARED In the list give blow

**5001(EGL)ENGLISH PART II (08:30 AM) LK#(1009-1010)**

**04-03-2019**

652288, 652243, 652292, 652240, 652284, 652249, 652286, 652246, 652291,  
652250, 652285, 652270, 652287, 652272, 652294, 652241, 652302, 652244,  
652303, 652245, 652293, 652251, 652297, 652273, 652300, 652276, 652299,  
652277, 652306, 652242, 652289, 652280, 652290, 652262, 652305, 643366,  
652316, 652248, 652309, 643369, 652315, 652253, 652311, 643371, 652321,  
652256, 652322, 643375, 652324, 652259, 652314, 643377, 652330, 652257,  
652313, 643370, 652327, 652254, 652334, 643367, 652325, 652284, 652336,  
643368, 652329, 652268, 652332, 643373, 652318, 652263, 652331, 643374,  
652352, 652266, 652328, 643382, 652326, 652265, 652350, 643381, 652333,  
652269, 652335, 643380, 652339, 652261, 652340, 643329, 652356, 643388,  
652357, 679755, 652358, 643332, 652342, 643384, 652343, 679753, 652344,  
643333, 652348, 643376, 652353, 679756, 652346, 643334, 652362, 643383,  
652364, 679763, 652355, 643330, 652359, 643386, 652374, 679766, 652341,  
643335, 652337, 643387, 652338, 652255, 679772, 643331, 652351, 643389,  
652369, 652271, 652365, 643337, 652366, 643391, 652371, 652274, 652373,  
643340, 652380, 643390, 652295, 679750, 652298, 643338, 652304, 643392,  
652307, 652282, 652323, 643336, 652310, 643395, 652317, 668376, 652345,  
652283, 652347, 643339, 652361, 643226, 652367, 643385, 652375, 679759,  
652376, 668377, 652377, 643341, 652349, 643222, 643393, 652378

Total to be appered :170!

Write down the ABSENT roll numbers


Signature /Name/Seal(PAD INK) of Superintendent



# Centre Paper Wise Report

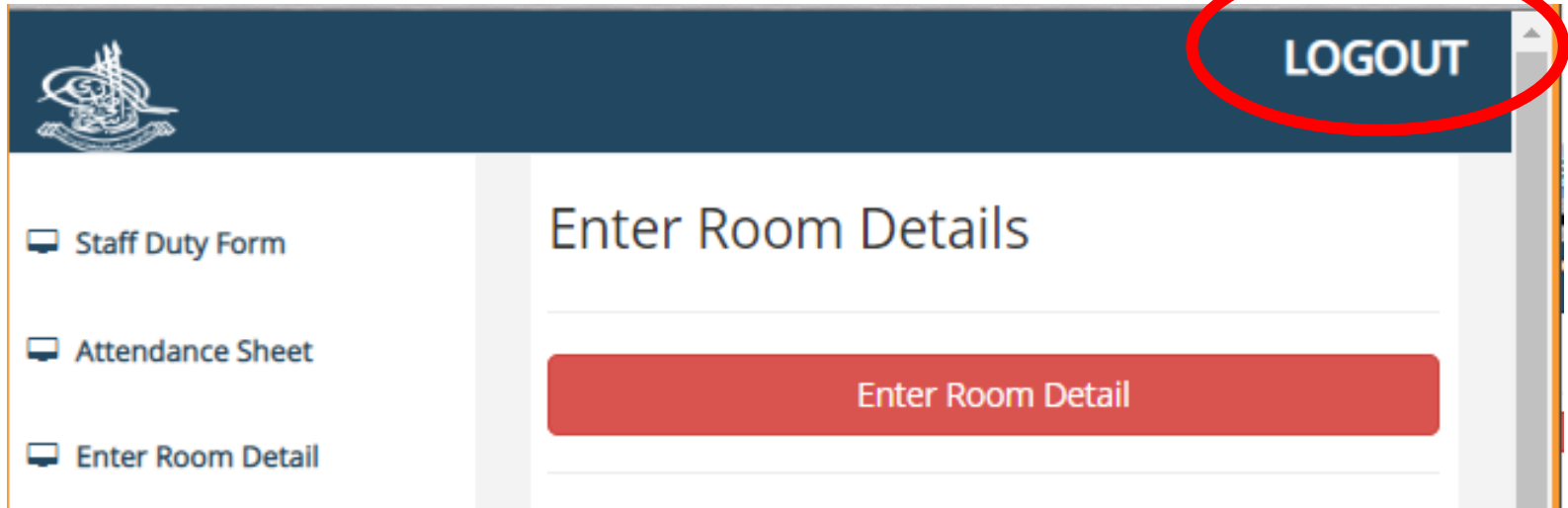
## CENTER PAPER WISE REPORT PART 2

ZONE : (419) Radhan, CENTER : (4044) Govt. H/S Radhan (Boys)

Date	Shift	LK Number	Subject Name	Candidates	Filled By Supdt.
03-04-2019	First	1009-1010	ENGLISH	170	
	Second	1011-1012	ENGLISH	168	
03-06-2019	First	1033-1034	ADVANCED ISLAMIC STUDIES	8	
		1081-1082	PHYSICS	160	
	Second	1035-1036	ADVANCED ISLAMIC STUDIES	35	
		1083-1084	PHYSICS	129	
<b>Total :</b>		6			



# Logging Out is important!



The screenshot shows a web application interface. At the top, there is a dark blue header bar. On the left side of the header is a white logo featuring a stylized figure. On the right side of the header, the word "LOGOUT" is written in white capital letters and is circled with a red oval. Below the header, the main content area is white. On the left side, there is a vertical menu with three items: "Staff Duty Form", "Attendance Sheet", and "Enter Room Detail", each preceded by a small icon. The main content area is titled "Enter Room Details" and contains a large red button with the text "Enter Room Detail".